

DÜRR TECHNIK	Preface.....3
EXPERIENCE	Experience.....4 Mobility.....6 Medlab8 Beverages.....10 Energy.....12 Industry14
OIL-FREE COMPRESSOR AGGREGATES	Overview of series16 Technical data18
OIL-FREE COMPRESSOR STATIONS	Overview20 Modular design22
SOUNDPROOFED COMPRESSOR STATIONS	Overview24 Technical data26
VACUUM PUMPS	Overview of series28 Technical data30
VAPOUR RECOVERY PUMPS MEX	Overview of series32 Technical data34
CERTIFICATES	Certificates36
WORLDWIDE	Contacts.....38



We are constantly developing our products; therefore no claims of any kind can be derived from the illustrations and data in this brochure. We reserve the right to make changes in technology, design, colour and features. September 2014 version.



Innovative for you, successful with you

Have you been to a petrol station recently?

In that case you have most probably come across a product of Dürr Technik – because, for more than 20 years our MEX series vapour recovery pumps have helped to protect people and the environment.

The success story of Dürr Technik began more than four decades ago with the development, production and distribution of oil-free compressors and vacuum pumps.

This long-term know-how is the basis for our excellent reputation in a variety of industrial sectors – from the railway industry through to medical technology. Our products convince by their innovative technology, reliability and long service life.

In close cooperation with our customers, experienced engineers meet the highest demands and develop extraordinary and individual solutions for specific requirements.

We look forward to accompanying you as a competent partner.

Andreas Ripsam
Managing Director

EXPERIENCE



“Permanent quality tests and highest precision are the basis for the longevity of our products.”

100% quality.
100% Dürr Technik.



- 1941**
Dürr Dental founded by the Dürr brothers Karl and Wilhelm in Stuttgart-Feuerbach (Baden-Württemberg, Germany) as a workshop for precision machines
- 1971**
Expansion of the industry line as a separate department within Dürr Dental
- 1981**
Foundation of Dürr Technik as an independent enterprise
- 1984**
Development of new vacuum pumps
- 1987**
Launch of the oil-free compressor series KK
- 1993**
Market launch of the vapour recovery pump MEX
- 2000**
Production of system solutions in the railway industry
- 2005**
Product extension of MEX pumps with direct drive
- 2010**
Development of the Silent Air System and SICOLAB

Going further together Real progress arises from partnership-based co-operation

In the railway industry, at the petrol station, in the generation of energy, in the laboratory or even in the doctor's surgery – most modern oil-free compressors from Dürr Technik operate discreetly - but indispensably - in the background.


We move the technology of our customers and ensure it is supplied with compressed air using sustainable products with a high cost-effectiveness.

We pay particular attention to individual system solutions. Special demands are solved by our team of highly qualified engineers and technicians, who can call upon 40 years of know-how and the flexibility of a medium-sized enterprise.

Long-standing customers all over the world trust in our experience. It is in close partnership with these customers that we develop and realise products which can meet their current and future needs.



“We stand for reliability – wherever people are mobile.”
Dürr Technik – air meets mobility




1,919,001,256 / 365 days

Nearly 2 billion passengers use the German railway network every year, enabling them to reach their destinations on any of the 33,890 lines available.

In the trains of numerous railway companies all over the world, oil-free compressors - or even complete auxiliary air systems - made by Dürr Technik support the mobility offered by the railways. The pantograph, for instance, is raised for power take-up to the overhead line by means of compressed air.


Moreover, our oil-free compressors are used in special vehicles like trolleybuses, truck trailers or safari vehicles.





“ We provide state-of-the-art technology even for sensitive applications. ”

Dürr Technik – air meets medlab



21,600 / 24 h

Maintaining the breathing rate of an adult was the task of the Pulmotor until far into the 20th century.

This emergency ventilator, which was invented in 1907, became an indispensable component of life-saving measures.

Today's respirator is a compact, microprocessor controlled, high-tech unit. In keeping with the situations in which it is used, most stringent requirements apply with regard to cleanliness, consistency and absolute reliability in operation. Oil-free compressed air and state-of-the-art technology from Dürr Technik play a special role in this highly sensitive field.


Also in the laboratory, particular requirements are imposed on the compressed air. Oil vapours could not only falsify the measuring results but also block valves and nozzles and thus damage these sensitive products. Therefore high-quality, oil-free compressors are indispensable for analytically clear results.

Rely on the safety of our compressed air treatment according to ISO 8573-1 – in the laboratory and in medicine.





“ Innovative technology reduces the CO₂ consumption significantly and saves the environment. ”
 Dürr Technik – air meets beverage



1,600,000,000 / year

The export volume in litres proves that German beer is very popular all over the world.

The same applies to German technology. Well tapped beer requires a dense and fine foam because only then will you get the best enjoyment out of it. In former times tapping was an art of its own; today it is a question of the technology applied. Therefore, more and more often compressor stations made by Dürr Technik are in use.

The advantages of modern beer pumps are obvious: short periods of tapping even for long beverage lines and bigger serving volumes, the beer losses caused by over carbonating are reduced and CO₂ consumption is significantly decreased. The use of air is far safer in confined beer cellars.

This makes the application of oil-free compressors not only extremely economical but also environmentally friendly.

Our technology plays just as central a role in the serving of soft drinks. Well known food chains have been using compressor stations from Dürr Technik for 20 years for serving beverages.





“We ensure a safe vapour recovery at petrol stations all over the world for yourself and the environment.”

Dürr Technik –
air meets energy

4,320 / Countdown

In Germany, 4,320 minutes or 72 hours is the time allowed by law for petrol station leaseholders to repair a defective vapour recovery pump.

On average, Germans fill up with 1.5 million tonnes of petrol every month. It goes without saying that very careful attention is paid to returning the vapour to the storage tanks. Therefore, corresponding vapour recovery systems are fitted with monitoring components which automatically turn off a petrol pump if a fault has not been repaired within 72 hours.

Our innovative vapour recovery pumps ensure durable and reliable operation at petrol stations worldwide.

In the fields of water treatment and renewable energy our components make a significant contribution to environmental protection – and still they always operate in the background.





“The productive contribution of our components is known in almost all sectors of industrial production.”

Dürr Technik –
air meets industry


At home almost anywhere

On the previous pages we presented to you the fields of application such as mobility, beverages and energy. In addition, there are compressors and pumps made by Dürr Technik in the following industries:

- Telecommunications
- Control and measurement technology
- Printing industry
- Plastics industry
- Electrical industry
- Handling systems
- Automation technology
- Dental industry
- Shipbuilding

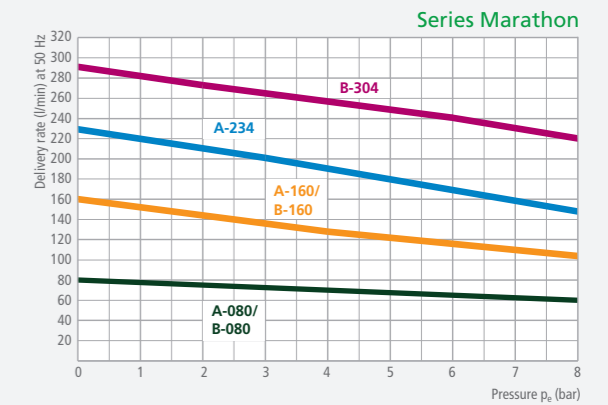
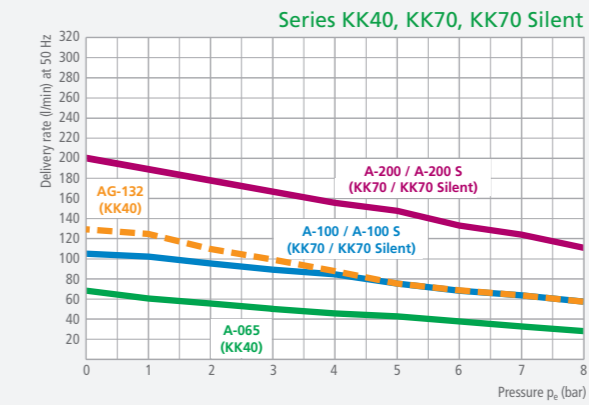
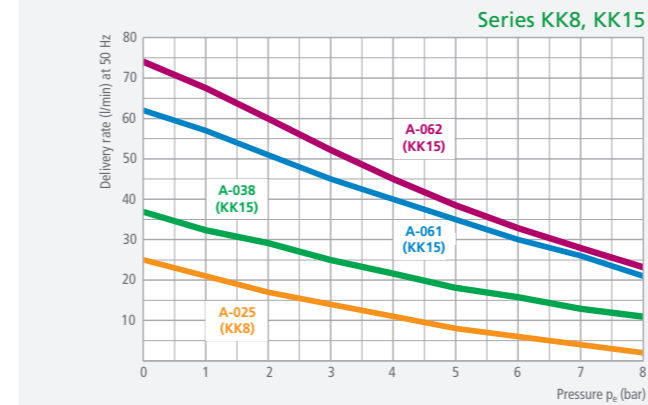


OIL-FREE COMPRESSORS



- Remarkably silent
- Continuous-running
- Long service life
- Maintenance-free
- Compact design

Dürr Technik – advantages that make all the difference



Series KK8, KK15, KK40, KK70, KK70 Silent, Marathon

For the design of your compressed air supply you can select from a variety of oil-free compressors.

Series KK8, KK15, KK40, KK70

Our robust oil-free small compressors of the series KK are fitted with our trusted compact pistons – for 100% continuous running at up to +55°C.

Series KK70 Silent


The aerodynamic air conduction ensures quiet operation with a very low noise level

Series Marathon

A powerful and smooth-running piston compressor suitable for even the toughest non-stop applications. For this series the crank and piston are each fitted with a separate bearing.


Technical data KK8

Type	Delivery rate at 0 bar (l/min)	Nominal pressure PN (bar)	Noise level at PN dB (A)	Motor ratings				Protection class (IP)	Dimensions LxWxH (mm)	Weight (kg)
				Wattage rating P1 (kW)	Rated current (A)	Nominal voltage (V)	Frequency (Hz)			
A-025	25	7	55	0,18	1,7	115	50	IP54	237x143x159	4,8
A-025	25	7	55	0,22	1,0	230	50	IP54	237x143x159	4,8
D-030	30	7	61	0,16	13,0	12	–	IP00	209x108x156	4,4
D-030	30	7	61	0,12	6,4	24	–	IP00	209x108x156	4,4




Technical data KK15

Type	Delivery rate at 0 bar (l/min)	Nominal pressure PN (bar)	Noise level at PN dB (A)	Motor ratings				Protection class (IP)	Dimensions LxWxH (mm)	Weight (kg)
				Wattage rating P1 (kW)	Rated current (A)	Nominal voltage (V)	Frequency (Hz)			
A-035/62	32	12	57	0,35	1,7	230	50	IP00	282x185x205	8,5
A-038	38	7	57	0,30	1,5	230	50	IP54	249x156x180	6,4
A-061	60	7	66	0,54	2,9	230	50	IP54	269x156x181	7,6
A-062	78	7	59	0,44	2,0	230	50	IP00	298x125x175	9,8
B-038	38	7	57	0,41	1,6 / 0,9	230/400	50	IP54	249x156x180	6,5
B-062	78	8,5	60	0,47	0,9	380-415	50	IP20	286x125x175	9,1
D-040	40	7	61	0,19	9,0	24	–	IP00	242x121x175	5,9
D-040	40	7	61	0,19	17,5	12	–	IP00	242x121x175	5,9
D-061	60	7	69	0,40	3,7	110	–	IP54	247x132x188	6,9
D-061	60	7	69	0,50	21,0	24	–	IP54	247x132x188	6,9
D-061	60	7	69	0,52	43,0	12	–	IP54	234x132x188	7,2



Technical data KK40

Type	Delivery rate at 0 bar (l/min)	Nominal pressure PN (bar)	Noise level at PN dB (A)	Motor ratings				Protection class (IP)	Dimensions LxWxH (mm)	Weight (kg)
				Wattage rating P1 (kW)	Rated current (A)	Nominal voltage (V)	Frequency (Hz)			
A-065	65	7	68	0,53	2,5	230	50	IP54	305x195x218	14,4
A-065	65	7	70	0,59	5,3	110-115	60	IP54	308x190x218	14,4
AG-132	130	7	71	0,82	3,9	230	50	IP54	340x276x190	18,0
AG-132	130	7	73	1,00	9,3	110/115	60	IP54	340x276x194	18,0
B-065	65	7	68	0,56	1,1	230/400	50	IP54	305x188x218	14,4
BG-132	130	7	71	0,89	2,0	230/400	50	IP54	322x276x190	18,0



The units are designed for 100% continuous-running up to 7 bar. They can also be operated with higher pressures. Please contact us in such cases.


Technical data KK70

Type	Delivery rate at 0 bar (l/min)	Nominal pressure PN (bar)	Noise level at PN dB (A)	Motor ratings				Protection class (IP)	Dimensions LxWxH (mm)	Weight (kg)
				Wattage rating P1 (kW)	Rated current (A)	Nominal voltage (V)	Frequency (Hz)			
A-100	105	8	66	1,03	12,9	100-110	50	IP44	340x200x283	21,0
A-100	105	8	66	0,92	4,9	230	50	IP54	355x200x283	20,0
A-200	195	8	69	1,37	6,3	230	50	IP54	445x205x295	33,0
B-100	105	8	66	1,00	3,1	230/400	50	IP44	330x200x283	20,3
B-200	195	8	69	1,40	4,9/2,9	230/400	50	IP54	445x205x295	31,0




Technical data KK70 SILENT

Type	Delivery rate at 0 bar (l/min)	Nominal pressure PN (bar)	Noise level at PN dB (A)	Motor ratings				Protection class (IP)	Dimensions LxWxH (mm)	Weight (kg)
				Wattage rating P1 (kW)	Rated current (A)	Nominal voltage (V)	Frequency (Hz)			
A-100 S	100	8	64	0,88	3,7	230	50	IP44	345x260x310	19,0
A-200 S	200	8	68	1,32	7,1	230	50	IP44	385x360x310	27,3



Technical data MARATHON

Type	Delivery rate at 0 bar (l/min)	Nominal pressure PN (bar)	Noise level at PN dB (A)	Motor ratings				Protection class (IP)	Dimensions LxWxH (mm)	Weight (kg)
				Wattage rating P1 (kW)	Rated current (A)	Nominal voltage (V)	Frequency (Hz)			
A-080	80	7	68	0,80	4,3	230	50	IP54	425x193x300	24,3
A-160	160	7	71	1,30	6,3	230	50	IP54	425x350x295	26,0
A-234	230	7	78	1,90	8,1	230	50	IP54	620x350x295	45,9
B-080	80	7	73	0,60	2,5	400	50	IP54	425x180x300	24,5
B-160	160	7	72	1,40	3,1	400	50	IP54	425x355x295	25,9
B-304	290	7	77	2,95	4,4	400	50	IP54	620x350x295	47,0



The units are designed for 100% continuous-running up to 7 bar. They can also be operated with higher pressures. Please contact us in such cases.

OIL-FREE COMPRESSOR STATIONS



- Flexible modular design
- Pressure receivers from 3-90 litres
- Delivery rate from 25-290 l/min
- Continuous-running
- Optional compressed-air preparation

Dürr Technik – advantages that make all the difference



UA-025



WA-038



Mobile station
with trolley



TA-065K



TA-200M



HA-160M

Oil-free compressor stations

With the modular construction from Dürr Technik you select the ideal components for your demands.

When selecting the modules, the operating conditions and operation site play an important role.

Compressed air treatment

The quality of the compressed air is defined relating to its water, oil and solids content according to ISO 8573-1. With our modules you can treat the compressed air according to the application you have in mind.

Flexibility on a high level

In addition to the individual system solutions, Dürr Technik offers compressor stations in modular design. These are configured from various standard components exactly according to your detailed requirements. Your advantage: you can benefit from a short delivery time and an outstanding price/performance ratio.

Our 10-, 25-, 55- and 90-litre pressure receivers have an internal anti-bacterial coating as standard.

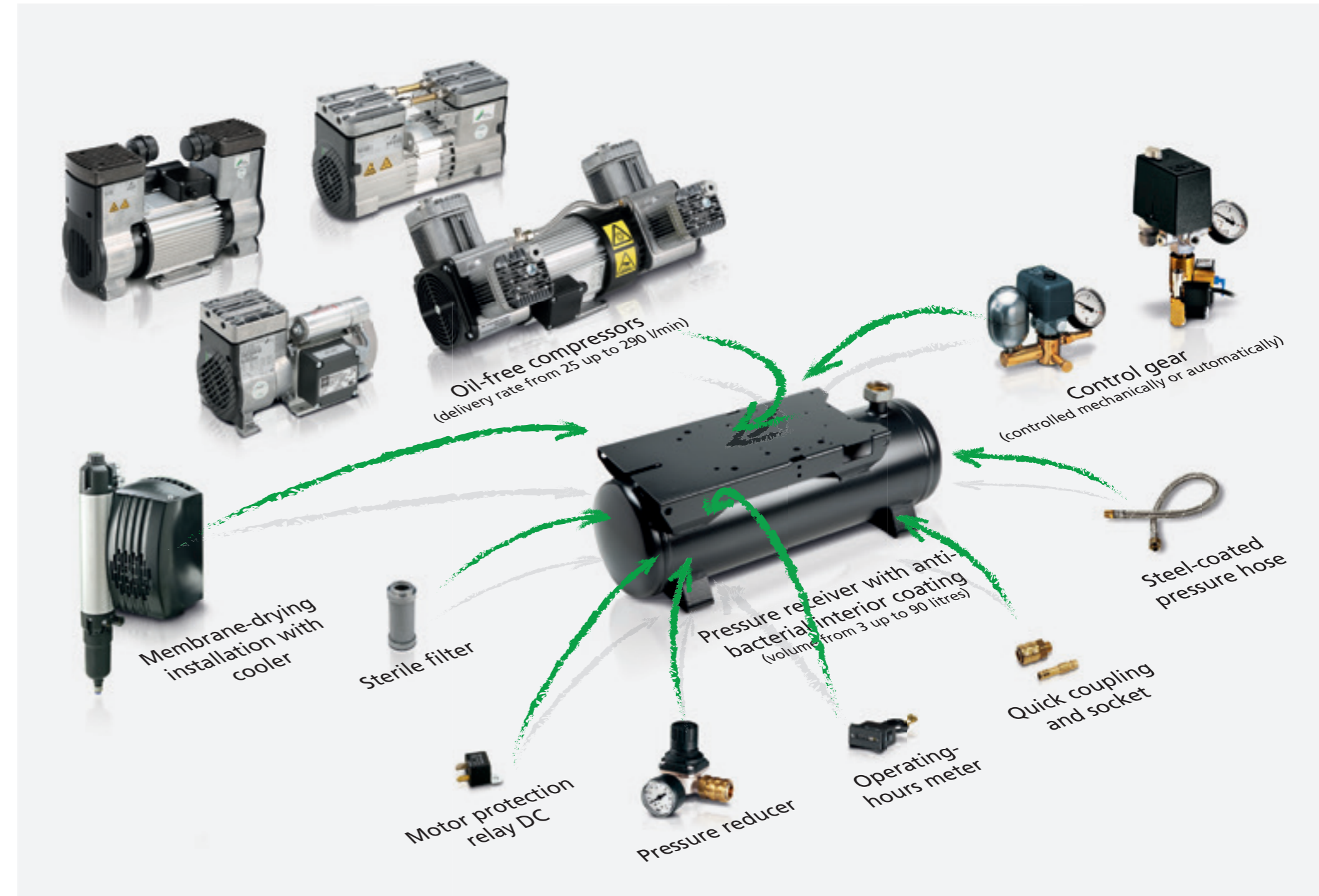
If you need dry air for your application, membrane dryers with different pressure dew points are available to you – offering 100% continuous-running with economical purge air consumption. A patented relief valve optimises the start-up behaviour.

Of course, the same high quality standards apply to all modules as to our individual system solutions. Please feel free to contact us.

Aggregate	Volume of vessel 3 litres	Volume of vessel 10 litres	Volume of vessel 25 litres	Volume of vessel 55 litres	Volume of vessel 90 litres	Options		
						K	AK	M*
A-025	UA-025	WA-025	TA-025	HA-025		x	x	
A-038	UA-038	WA-038	TA-038	HA-038		x	x	
B-038	UB-038	WB-038	TB-038	HB-038		x	x	
A-061		WA-061	TA-061	HA-061		x	x	
A-062		WB-062	TA-062	HA-062		x	x	
B-062		WB-062	TB-062	HB-062		x	x	
A-065		WA-065	TA-065	HA-065		x	x	x
B-065		WB-065	TB-065	HB-065		x		x
AG-132		WAG-132	TAG-132	HAG-132	PAG-132	x	x	x
BG-132		WBG-132	TBG-132	HBG-132	PBG-132	x		x
A-100			TA-100	HA-100	PA-100	x	x	x
B-100			TB-100	HB-100	PB-100	x		x
A-200			TA-200	HA-200	PA-200	x	x	x
B-200			TB-200	HB-200	PB-200	x		x
A-080			TA-080	HA-080	PA-080	x	x	x
B-080			TB-080	HB-080	PB-080	x		x
A-160			TA-160	HA-160	PA-160	x	x	x
B-160			TB-160	HB-160	PB-160	x		x
A-234				HA-234	PA-234	x	x	x
B-304				HB-304	PB-304	x		x

- K = automatic condensate drain and mechanical starting-up relief
- AK = automatic solenoid easy start and automatic condensate drain
- M = membrane-drying installation incl. automatic condensate drain and automatic solenoid easy start

* = only for 25-litre and 55-litre receivers



SOUNDPROOFED COMPRESSOR STATIONS

- Especially silent with targeted noise reduction
- Plug & play
- Continuous-running
- Pressure reducer for precise air extraction

Dürr Technik – advantages
that make all the difference



SAS – Silent Air System

The plug & play compressor unit with a big carrying handle. Minimum housing – maximum mobility.

The noise level is further reduced by installing our small compressors in a ventilated, transportable silencer box.

The unit is also available as a special version for the drying of endoscopes.



SICOLAB

The compressor station for the laboratory. Silent. Compact. Mobile.

The oil-free compressor unit SICOLAB is provided with excellent soundproofing; it runs with very little vibration and can be used anywhere on a mobile basis.

The SICOLAB unit fits under the laboratory bench, owing to its compact dimensions. The installation of an active carbon filter and sterile filter as well as a membrane dryer is possible and is carried out in the housing for protection.



Technical data SILENT AIR SYSTEM

Type	Delivery rate at 0 bar (l/min)	Delivery rate at 5 bar (l/min)	Nominal pressure PN (bar)	Noise level at PN (dB (A))	Volume of vessel (l)	Nominal voltage (V)	Frequency (Hz)	Dimensions LxWxH (mm)	Weight (kg)
SAS-025	20	8	7	48	3	230	50	400x340x320	15,3
SAS-038	26	15	7	49	3	230	50	400x340x320	17,3
SAS-038	28	16	7	52	3	115	60	400x340x320	18,1
SAS-062	58	36	7	53	3	115	60	400x340x320	20,9
SAS-062	50	33	7	50	3	230	50	400x340x320	20,9



Technical data SILENT AIR SYSTEM ENDOSCOPE VERSION

Type	Delivery rate at 0 bar (l/min)	Delivery rate at 1 bar (l/min)	Nominal pressure PN (bar)	Noise level at PN (dB (A))	Volume of vessel (l)	Nominal voltage (V)	Frequency (Hz)	Dimensions LxWxH (mm)	Weight (kg)
SAS-038 Endo	26	22	1	47	3	230	50	400x340x320	18,1

Technical data SILENT AIR SYSTEM WITH MEMBRANE DRYER

Type	Delivery rate at 0 bar (l/min)	Delivery rate at 5 bar (l/min)	Nominal pressure PN (bar)	Noise level at PN (dB (A))	Volume of vessel (l)	Nominal voltage (V)	Frequency (Hz)	Dimensions LxWxH (mm)	Weight (kg)
SAS-062 M	40	20	5	50	-	230	50	400x340x320	20,0



Technical data SICOLAB

Type	Air quality	Compressor aggregate	Sterile filter 0,01 µm	Membrane dryer	Active carbon filter
SICOLAB 062	oil-free	A-062			
SICOLAB 100		A-100			
SICOLAB 200		A-200			
SICOLAB 062F	oil-free and pure	A-062	X		
SICOLAB 100F		A-100	X		
SICOLAB 200F		A-200	X		
SICOLAB 062M	oil-free and dry	A-062		X	
SICOLAB 100M		A-100		X	
SICOLAB 200M		A-200		X	
SICOLAB 062MF	oil-free, dry and pure	A-062	X	X	
SICOLAB 100MF		A-100	X	X	
SICOLAB 200MF		A-200	X	X	
SICOLAB 062MFA	oil-free, dry, pure and odourless	A-062	X	X	X
SICOLAB 100MFA		A-100	X	X	X
SICOLAB 200MFA		A-200	X	X	X

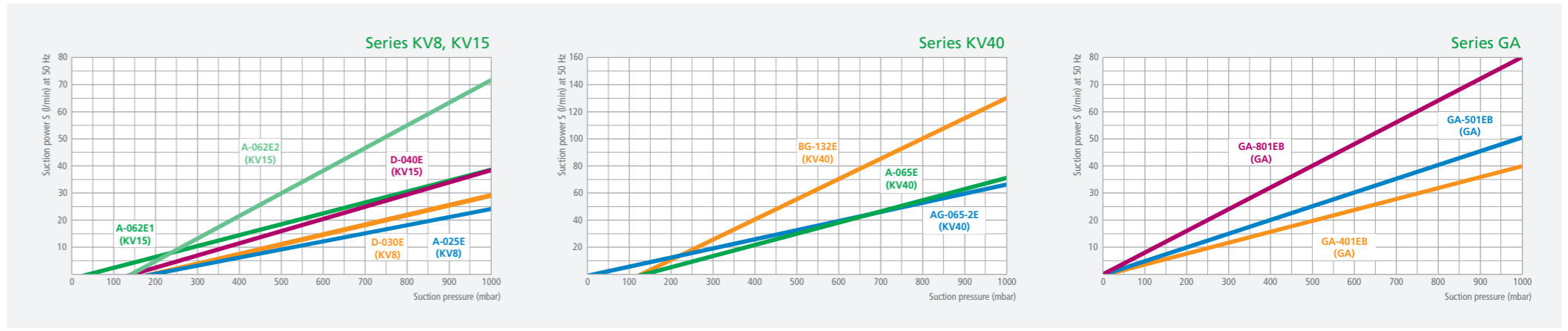
Type	Delivery rate at 0 bar (l/min)	Delivery rate at 5 bar (l/min)	Nominal pressure PN (bar)	Noise level at PN (dB (A))	Volume of vessel (l)	Nominal voltage (V)	Frequency (Hz)	Dimensions LxWxH (mm)	Weight (kg)
SICOLAB 062	60	37	7	46	25	230	50	510x580x653	66,0
SICOLAB 100	100	70	7	49	25	230	50	510x580x653	76,0
SICOLAB 200	190	145	7	52	25	230	50	510x580x653	93,0
SICOLAB 062F	60	37	7	46	25	230	50	510x580x653	66,0
SICOLAB 100F	100	70	7	49	25	230	50	510x580x653	76,0
SICOLAB 200F	190	145	7	52	25	230	50	510x580x653	93,0
SICOLAB 062M	32	32	7	46	25	230	50	510x580x653	68,0
SICOLAB 100M	59	59	7	49	25	230	50	510x580x653	78,0
SICOLAB 200M	122	122	7	52	25	230	50	510x580x653	95,0
SICOLAB 062MF	32	32	7	46	25	230	50	510x580x653	68,0
SICOLAB 100MF	59	59	7	49	25	230	50	510x580x653	78,0
SICOLAB 200MF	122	122	7	52	25	230	50	510x580x653	95,0
SICOLAB 062MFA	32	32	7	46	25	230	50	510x580x653	68,0
SICOLAB 100MFA	59	59	7	49	25	230	50	510x580x653	78,0
SICOLAB 200MFA	122	122	7	52	25	230	50	510x580x653	95,0



VACUUM PUMPS

- Long service life
- Reliable
- Continuous-running
- Low vibration
- Standard motor protection for 1~AC motors

Dürr Technik – advantages that make all the difference



Series KV8, KV15, KV40, GA


Our series stand out by delivering a long service life, reliability and a high degree of operational safety. The choice is between two different systems:

Oil-free piston vacuum pumps KV
 Are maintenance-free and stand out for long service lives with almost constant suction power even after many thousands of operating hours.

Oil-lubricated rotary-vane vacuum pumps GA
 Achieve a higher end-vacuum by means of compression with oil and also run with a very low noise level.


Technical data KV8*

Type	Suction power S (l/min)	End pressure (mbar)	Noise level (dB (A))	Motor ratings				Protection class (IP)	Dimensions LxWxH (mm)	Weight (kg)
				Wattage rating P1 (kW)	Rated current (A)	Nominal voltage (V)	Frequency (Hz)			
A-025E	25	< 150	57	0,12	1,2	115	50	IP54	237x143x159	4,8
A-025E	25	< 150	57	0,12	1,2	115	60	IP54	237x143x159	4,8
A-025E	25	< 150	55	0,16	0,7	230	50	IP54	237x143x159	4,8
A-025E	25	< 150	55	0,20	0,7	230	60	IP54	237x143x159	4,8
D-030E	30	<180	53	0,08	6,7	12	-	IP00	209x108x156	4,4
D-030E	30	<180	59	0,08	3,0	24	-	IP00	209x108x156	4,4



Technical data KV15*

Type	Suction power S (l/min)	End pressure (mbar)	Noise level (dB (A))	Motor ratings				Protection class (IP)	Dimensions LxWxH (mm)	Weight (kg)
				Wattage rating P1 (kW)	Rated current (A)	Nominal voltage (V)	Frequency (Hz)			
A-038E	38	150	54	0,20	1,3	230	50	IP54	249x156x180	6,4
A-062E1	38	30	49	0,25	1,6	230	50	IP20	291x139x205	9,3
A-062E2	72	150	53	0,26	1,2	230	50	IP20	291x150x183	9,3
B-038E	38	150	54	0,18	1,4/0,8	230/400	50	IP54	249x156x180	6,5
D-040E	40	150	59	0,10	8,7	12	-	IP20	242x121x175	6,0
D-040E	40	150	59	0,12	5,0	24	-	IP20	242x121x175	6,0
D-061E	61	150	61	0,26	11,0	24	-	IP54	234x137x190	7,1



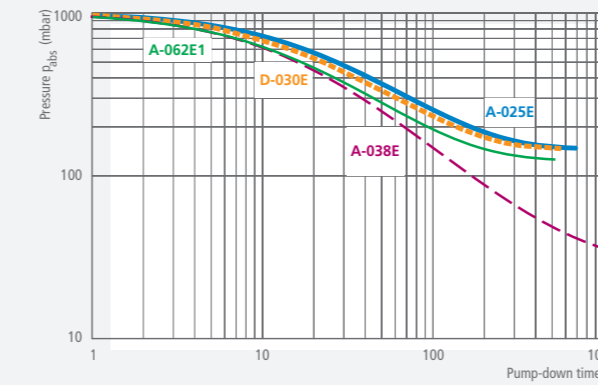
Technical data KV40*

Type	Suction power S (l/min)	End pressure (mbar)	Noise level (dB (A))	Motor ratings				Protection class (IP)	Dimensions LxWxH (mm)	Weight (kg)
				Wattage rating P1 (kW)	Rated current (A)	Nominal voltage (V)	Frequency (Hz)			
A-065E	65	120	60	0,39	1,7	230	50	IP54	305x188x218	14,0
AG-065-2E	63	30	63	0,53	2,5	230	50	IP54	322x276x180	16,5
AG-132E	130	120	63	0,53	2,5	230	50	IP54	322x276x180	16,5
BG-132E	130	120	63	0,38	0,9	230/400	50	IP54	322x276x180	16,5

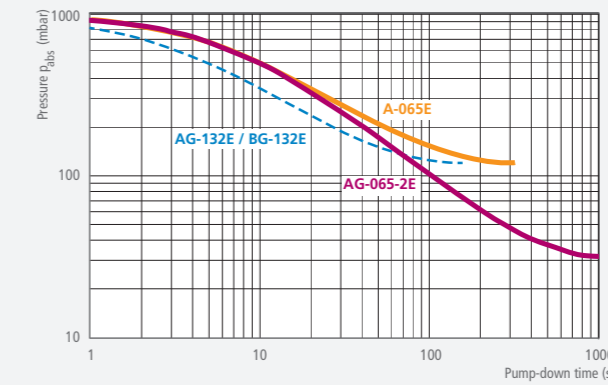
* Further DC motors on request.



KV8, KV15 - pump-down time for a 10 l receiver at 50 Hz



KV40 - pump-down time for a 10 l receiver at 50 Hz



Example:



Volume to be evacuated = 80 l
Requested vacuum = 200 mbar
Selected pump = A-065E

Pump-down time = 80/10x55=440 sec.

Technical data GA**

Type	Suction power S (l/min)	End pressure (mbar)	Noise level (dB (A))	Motor ratings				Protection class (IP)	Dimensions LxWxH (mm)	Weight (kg)
				Wattage rating P1 (kW)	Rated current (A)	Nominal voltage (V)	Frequency (Hz)			
GA-401EB	40	5	57	0,15	0,8	230	50	IP54	272x135x185	9,6
GA-401EB	48	5	57	0,18	2,0	115	50	IP54	272x135x185	9,6
GA-501EB	50	3	62	0,30	1,6	230	50	IP54	272x135x185	9,6
GA-801EB	80	3	65	0,30	1,3	230	50	IP54	272x135x185	9,6


** All 230V units also available in the portable, plug & play TB version.



**VAPOUR RECOVERY PUMPS
MEX**

- Long service life
- Constant flow volume
- Condensate-proof
- Independent of the direction of rotation
- Suitable for new installation or retrofit

Dürr Technik – advantages that make all the difference



Series MEX

All MEX vapour recovery pumps stand out by providing highest reliability and safe application.

A patented pre-chamber with drainage system guarantees insensitivity to condensate and liquids. A self-adjusting piston seal provides a constant volume flow over the pump's entire lifetime. Variable mounting positions, adjusted motor speeds and temperature ranges from -40 up to +60°C pave the way for the flexible use of our pumps all over the world.

Belt drive MEX 0831

Small and robust vapour recovery pump with belt drive.

Direct drive MEX 0544

Direct drive with one or two cylinders. A special coupling allows the pump head to be easily dismantled from the motor and exchanged.

MEX Boxer 0685

Especially suitable for retrofit installations as this pump is small and has a space-saving design. Extremely low level of vibration. Simple, variable mounting – horizontally or vertically – with two suction connections per active nozzle and only one pressure connection to the underground tank.

Technical data BELT DRIVE MEX 0831

Type	Flow volume	End pressure	Recommended motor power	Max. permissible speed of rotation	Dimensions LxWxH
	V (l/min)	(mbar)	(W)	(1/min)	(mm)
0831-11/600	44	~150	150 (200)	2300	148x88x188

Accessories: pulley (94 mm effective diameter), replacement pumps and motors on request.


Remarks:

V = flow volume at counter pressure $p_e = 150$ mbar and a suction pressure $p_{abs} = 900$ mbar

Pumping medium: air

Noise level: <70 dB(A)

p_{abs} = absolute pressure



Technical data DIRECT DRIVE 1-CYLINDER MEX 0544-1

Type	Flow volume	End pressure	Relay	Motor ratings				Dimensions LxWxH
				Wattage rating	Rated current	Nominal voltage	Frequency	
	V (l/min)	(mbar)	(V)	P1 (W)	(A)	(V)	(Hz)	(mm)
3~motor 50 Hz								
0544 1000K	53	~150	24 DC	285-312	0,75	380-415	50	310x152x201
0544 1100K	53	~150	without	285-312	0,75	380-415	50	310x152x201
0544 1700K	53	~150	220-240AC	285-312	0,75	380-415	50	310x152x201
1~motor 50 Hz								
0544 1200K	53	~150	24 DC	440-480	2,20	200-240	50	365x152x201
0544 1250K	53	~150	220-240AC	310	1,35	230	50	315x152x201
0544 1300K	53	~150	without	440-480	2,20	200-240	50	365x152x201
1~motor 60 Hz								
0544 1400K	38	~150	24 DC	200-230	1,80	110-127	60	365x152x201
0544 1500K	38	~150	without	200-230	1,80	110-127	60	365x152x201
0544 1800K	38	~150	without	250	1,15	220	60	365x152x201


Remarks:

V = flow volume at counter pressure $p_e = 150$ mbar and a suction pressure $p_{abs} = 900$ mbar

Pumping medium: air

Noise level: <70 dB(A)

p_{abs} = absolute pressure



Technical data DIRECT DRIVE 2-CYLINDER MEX 0544-2

Type	Flow volume	End pressure	Relay	Motor ratings				Dimensions LxWxH
				Wattage rating	Rated current	Nominal voltage	Frequency	
	V (l/min)	(mbar)	(V)	P1 (W)	(A)	(V)	(Hz)	(mm)
3~motor 50 Hz								
0544 2000K	53	~150	24 DC	340-375	0,90	380-415	50	432x152x201
0544 2100K	53	~150	without	340-375	0,90	380-415	50	432x152x201
0544 2700K	53	~150	220-240AC	340-375	0,90	380-415	50	432x152x201
1~motor 50 Hz								
0544 2200K	53	~150	24 DC	660-720	3,00	220-240	50	487x152x201
0544 2250K	53	~150	230 AC	690	3,00	230	50	487x152x201
0544 2300K	53	~150	without	660-720	3,00	220-240	50	487x152x201
1~motor 60 Hz								
0544 2400K	53	~150	24 DC	320-370	2,90	110-127	60	487x152x201
0544 2500K	38	~150	without	320-370	2,90	110-127	60	487x152x201
0544 2800K	38	~150	without	330	1,50	220	60	487x152x201
3~motor 60 Hz								
0544 2850K	38	~150	24 DC	260-280	1,20	220-230	60	432x152x201


Remarks:

V = flow volume at counter pressure $p_e = 150$ mbar and a suction pressure $p_{abs} = 900$ mbar

Pumping medium: air

Noise level: <70 dB(A)

p_{abs} = absolute pressure



Technical data MEX Boxer 0685

Type	Flow volume	End pressure	Relay	Motor ratings				Dimensions LxWxH
				Wattage rating	Rated current	Nominal voltage	Frequency	
	V (l/min)	(mbar)	(V)	P1 (W)	(A)	(V)	(Hz)	(mm)
3~motor 50 Hz								
0685 1000	2x45*	~150	24 DC	320	0,8	400	50	378x230x192


Remarks:

*V = flow volume per pump at counter pressure $p_e = 50$ mbar and a suction pressure $p_{abs} = 850$ mbar

Pumping medium: air

Noise level: <70 dB(A)

p_{abs} = absolute pressure



CERTIFICATES



Dürr Technik ■ Quality
■ Made in
■ Germany



Quality you can rely on

From support to development and production to service – quality is one essential element of all our business fields.

Our employees have a high awareness of quality and receive export training and further education.

Our products and processes are constantly tested in a continuous improvement process. All processes are documented and certified by independent certification institutes at regular intervals.

You as a customer benefit from this systematic monitoring of all operation processes – by obtaining quality products of the highest standard.

WORLD-WIDE



Germany

Dürr Technik GmbH & Co. KG
Pleidelsheimer Straße 30
74321 Bietigheim-Bissingen
Tel. +49 (0) 7142-90 22-0
Fax +49 (0) 7142-90 22-99
office@duerr-technik.de
www.duerr-technik.com

USA

Dürr Technik USA, Inc.
1295 Walt Whitman Road,
USA-NY 11747-3062 Melville
Tel. +1 516-214-56 59
Fax +1 516-433-76 84
office@durrtechnikusa.com
www.durrtechnikusa.com

United Kingdom

Dürr Technik UK Ltd.
Unit 13 The Industrial Quarter
Bath Business Park
Foxcote Avenue
Peasedown St. John
UK-Bath BA2 8SF
Tel. +44 (0) 1761-42 29 44
Fax +44 (0) 1761-42 08 95
office@durrtechnik.co.uk
www.durrtechnik.co.uk

- Headquarters and production site
- Sales office and production site
- Sales office
- Partner company



In operation throughout the world

Also in your vicinity.

Dürr Technik, as your competent partner, is represented all over the world. Please see detailed data with reference to your local contact partner on our website:

<http://www.duerr-technik.com>

There you can also find further information regarding our products as well as up-to-date technical details and innovations from our company.





Dürr Technik GmbH & Co. KG
Pleidelsheimer Straße 30
74321 Bietigheim-Bissingen

Tel. +49 (0) 7142-90 22-0
Fax +49 (0) 7142-90 22-99

office@duerr-technik.de

www.duerr-technik.com

